



# Animal Services Shelter Stats

Data Between 11/01/2018 and 11/30/2018

## Shelter Stats

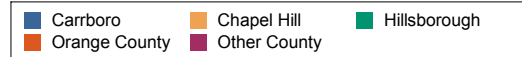
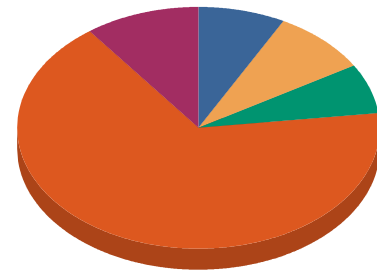
### Population

|                        | DOG | CAT | OTHER | Total      |
|------------------------|-----|-----|-------|------------|
| <b>Beginning Count</b> | 91  | 207 | 4     | <b>302</b> |
| <b>Intakes</b>         | 132 | 83  | 23    | <b>238</b> |
| <b>Outcomes</b>        | 140 | 120 | 12    | <b>272</b> |
| <b>Ending Count</b>    | 83  | 170 | 15    | <b>268</b> |

### Intake Breakdown

|                      | Strays                    | Surrender                | Total                       |
|----------------------|---------------------------|--------------------------|-----------------------------|
| <b>Carrboro</b>      | 14<br>7.65%               | 3<br>5.45%               | <b>17</b><br><b>7.14%</b>   |
| <b>Chapel Hill</b>   | 16<br>8.74%               | 20<br>36.36%             | <b>36</b><br><b>15.13%</b>  |
| <b>Hillsborough</b>  | 12<br>6.56%               | 11<br>20.00%             | <b>23</b><br><b>9.66%</b>   |
| <b>Orange County</b> | 122<br>66.67%             | 17<br>30.91%             | <b>139</b><br><b>58.40%</b> |
| <b>Other County</b>  | 19<br>10.38%              | 4<br>7.27%               | <b>23</b><br><b>9.66%</b>   |
| <b>Total</b>         | <b>183</b><br><b>100%</b> | <b>55</b><br><b>100%</b> | <b>238</b><br><b>100%</b>   |

### Animal Intake



### Adoption Returns within 30 days

|              | DOG | CAT | Total     |
|--------------|-----|-----|-----------|
| <b>Total</b> | 11  | 1   | <b>12</b> |

### Status of Animals Returned between 11/01/2018 and 11/30/2018

|                   | DOG       | CAT      | Total     |
|-------------------|-----------|----------|-----------|
| <b>Adoption</b>   | 11        | 0        | <b>11</b> |
| <b>Euthanasia</b> | 0         | 1        | <b>1</b>  |
| <b>Total</b>      | <b>11</b> | <b>1</b> | <b>12</b> |



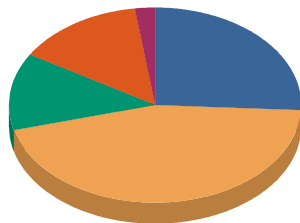
# Animal Services Shelter Stats

Data Between 11/01/2018 and 11/30/2018

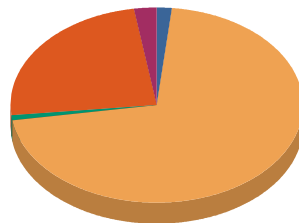
## Total Dispositions of Animals

|                   | DOG                          | CAT                          | OTHER                       | Total                        |
|-------------------|------------------------------|------------------------------|-----------------------------|------------------------------|
| <b>Reclaimed</b>  | 36<br>25.71%                 | 2<br>1.67%                   | 2<br>16.67%                 | <b>40</b><br><b>14.71%</b>   |
| <b>Adopted</b>    | 63<br>45.00%                 | 85<br>70.83%                 | 6<br>50.00%                 | <b>154</b><br><b>56.62%</b>  |
| <b>Transfers</b>  | 18<br>12.86%                 | 1<br>0.83%                   | 0<br>0.00%                  | <b>19</b><br><b>6.99%</b>    |
| <b>Euthanized</b> | 20<br>14.29%                 | 29<br>24.17%                 | 3<br>25.00%                 | <b>52</b><br><b>19.12%</b>   |
| <b>Died</b>       | 3<br>2.14%                   | 3<br>2.50%                   | 1<br>8.33%                  | <b>7</b><br><b>2.57%</b>     |
| <b>Total</b>      | <b>140</b><br><b>100.00%</b> | <b>120</b><br><b>100.00%</b> | <b>12</b><br><b>100.00%</b> | <b>272</b><br><b>100.00%</b> |

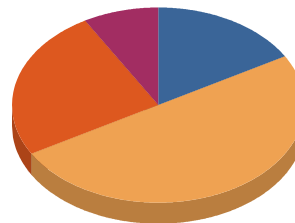
## Animal and Outcome Type




DOG



CAT



OTHER





# Animal Services Shelter Stats

Data Between 11/01/2018 and 11/30/2018

## Euthanasia Breakdown

|  |                      | DOG                         | CAT                         | OTHER                      | Total                       |
|--|----------------------|-----------------------------|-----------------------------|----------------------------|-----------------------------|
|  | <b>Behavioral</b>    | 15<br>75.00%                | 4<br>13.79%                 | 0<br>0.00%                 | <b>19</b><br><b>36.54%</b>  |
|  | <b>Feral</b>         | 0<br>0.00%                  | 13<br>44.83%                | 0<br>0.00%                 | <b>13</b><br><b>25.00%</b>  |
|  | <b>Medical</b>       | 4<br>20.00%                 | 12<br>41.38%                | 3<br>100.00%               | <b>19</b><br><b>36.54%</b>  |
|  | <b>Owner Request</b> | 1<br>5.00%                  | 0<br>0.00%                  | 0<br>0.00%                 | <b>1</b><br><b>1.92%</b>    |
|  | <b>Total</b>         | <b>20.00</b><br><b>100%</b> | <b>29.00</b><br><b>100%</b> | <b>3.00</b><br><b>100%</b> | <b>52.00</b><br><b>100%</b> |

## Adoptable vs Non-Adoptable

|                           | DOG        | CAT        | OTHER     | Total      |
|---------------------------|------------|------------|-----------|------------|
| <b>Non-Adoptable</b>      | <b>10</b>  | <b>17</b>  | <b>1</b>  | <b>28</b>  |
| <b>Adoptable *</b>        | <b>130</b> | <b>103</b> | <b>11</b> | <b>244</b> |
| <b>Total Dispositions</b> |            |            |           | <b>272</b> |

\* Adoptable excludes Surrender for Euth, Feral cats, Died at Shelter, Confiscates, Bite Quarantines, and Rabies Exposures

## Live Release of Adoptable & Reclaimed Animals

|                           |                  | DOG        | CAT       | OTHER    | Total      |
|---------------------------|------------------|------------|-----------|----------|------------|
| <b>Adoptable</b>          | <b>Reclaimed</b> | 36         | 2         | 2        | <b>40</b>  |
|                           | <b>Adopted</b>   | 63         | 85        | 6        | <b>154</b> |
|                           | <b>Transfers</b> | 18         | 1         | 0        | <b>19</b>  |
| <b>Total Live Release</b> |                  | <b>117</b> | <b>88</b> | <b>8</b> | <b>213</b> |

**\*\* Unadjusted Live Release Rate: 78.3%**

**\*\*\* Adjusted Live Release Rate: 87.3%**

\*\* Unadjusted Live Release rate is the total number of animals that were adopted, transferred, or returned to their owners out of all animals that left the shelter during a specific time period.

\*\*\* Adjusted Live Release Rate is the total number of animals that were adopted, transferred, or returned to their owners out of all animals that left the shelter and were considered adoptable during a specific time period. See adoptable definition under table above.