



Animal Services Shelter Stats

Data Between 02/01/2019 and 02/28/2019

Shelter Stats

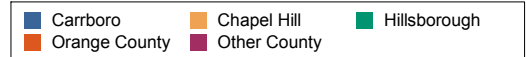
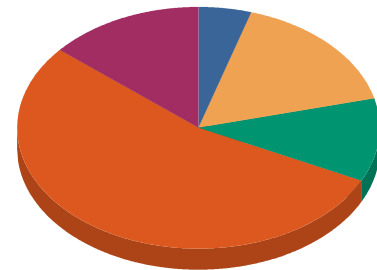
Population

	DOG	CAT	OTHER	Total
Beginning Count	71	48	9	128
Intakes	90	56	15	161
Outcomes	107	63	15	185
Ending Count	54	41	9	104

Intake Breakdown

	Strays	Surrender	Total
Carrboro	5 4.59%	8 15.38%	13 8.07%
Chapel Hill	18 16.51%	11 21.15%	29 18.01%
Hillsborough	12 11.01%	7 13.46%	19 11.80%
Orange County	59 54.13%	22 42.31%	81 50.31%
Other County	15 13.76%	4 7.69%	19 11.80%
Total	109 100%	52 100%	161 100%

Animal Intake



Adoption Returns within 30 days

	DOG	CAT	Total
Total	5	2	7

Status of Animals Returned between 02/01/2019 and 02/28/2019

	DOG	CAT	Total
Adoption	5	1	6
At Shelter	0	1	1
Total	5	2	7



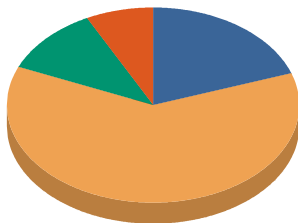
Animal Services Shelter Stats

Data Between 02/01/2019 and 02/28/2019

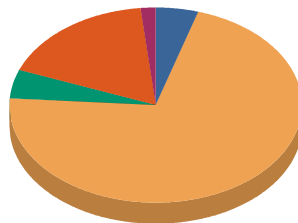
Total Dispositions of Animals

	DOG	CAT	OTHER	Total
Reclaimed	21 19.63%	3 4.76%	0 0.00%	24 12.97%
Adopted	66 61.68%	45 71.43%	8 53.33%	119 64.32%
Transfers	12 11.21%	3 4.76%	7 46.67%	22 11.89%
Euthanized	8 7.48%	11 17.46%	0 0.00%	19 10.27%
Died	0 0.00%	1 1.59%	0 0.00%	1 0.54%
Total	107 100.00%	63 100.00%	15 100.00%	185 100.00%

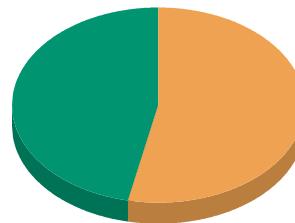
Animal and Outcome Type




DOG



CAT



OTHER





Animal Services Shelter Stats

Data Between 02/01/2019 and 02/28/2019

Euthanasia Breakdown

	DOG	CAT	Total
Behavioral	4 50.00%	1 9.09%	5 26.32%
Feral	0 0.00%	6 54.55%	6 31.58%
Medical	2 25.00%	2 18.18%	4 21.05%
Owner Request	1 12.50%	1 9.09%	2 10.53%
Test	0 0.00%	1 9.09%	1 5.26%
Others	1 12.50%	0 0.00%	1 5.26%
Total	8.00 100%	11.00 100%	19.00 100%

Adoptable vs Non-Adoptable

	DOG	CAT	OTHER	Total
Non-Adoptable	1	8	0	9
Adoptable *	106	55	15	176
Total Dispositions				185

* Adoptable excludes Surrender for Euth, Feral cats, Died at Shelter, Confiscates, Bite Quarantines, and Rabies Exposures

Live Release of Adoptable & Reclaimed Animals

	DOG	CAT	OTHER	Total
Adoptable				
Reclaimed	21	3	0	24
Adopted	66	45	8	119
Transfers	12	3	7	22
Total Live Release	99	51	15	165

**** Unadjusted Live Release Rate: 89.2%**

***** Adjusted Live Release Rate: 93.8%**

** Unadjusted Live Release rate is the total number of animals that were adopted, transferred, or returned to their owners out of all animals that left the shelter during a specific time period.

*** Adjusted Live Release Rate is the total number of animals that were adopted, transferred, or returned to their owners out of all animals that left the shelter and were considered adoptable during a specific time period. See adoptable definition under table above.