



# Animal Services Shelter Stats

Data Between 01/01/2014 and 12/31/2014

## Shelter Stats

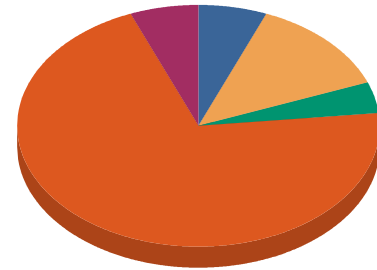
### Population

	DOG	CAT	OTHER	Total
<b>Beginning Count</b>	74	44	1	<b>119</b>
<b>Intakes</b>	1,489	1,362	86	<b>2,937</b>
<b>Outcomes</b>	1,512	1,370	86	<b>2,968</b>
<b>Ending Count</b>	51	36	1	<b>88</b>

### Intake Breakdown

	Strays	Surrender	Total
<b>Carrboro</b>	134 6.04%	59 8.21%	<b>193</b> <b>6.57%</b>
<b>Chapel Hill</b>	292 13.17%	104 14.46%	<b>396</b> <b>13.48%</b>
<b>Hillsborough</b>	92 4.15%	51 7.09%	<b>143</b> <b>4.87%</b>
<b>Orange County</b>	1,567 70.65%	460 63.98%	<b>2,027</b> <b>69.02%</b>
<b>Other County</b>	133 6.00%	45 6.26%	<b>178</b> <b>6.06%</b>
<b>Total</b>	<b>2,218</b> <b>100%</b>	<b>719</b> <b>100%</b>	<b>2,937</b> <b>100%</b>

### Animal Intake



■ Carrboro	■ Chapel Hill	■ Hillsborough
■ Orange County	■ Other County	

### Adoption Returns within 30 days

	DOG	CAT	Total
<b>Total</b>	54	22	<b>76</b>

### Status of Animals Returned between 01/01/2014 and 12/31/2014

	DOG	CAT	Total
<b>Adoption</b>	36	19	<b>55</b>
<b>Euthanasia</b>	13	1	<b>14</b>
<b>Return to Owner</b>	3	2	<b>5</b>
<b>Transfer</b>	2	0	<b>2</b>
<b>Total</b>	<b>54</b>	<b>22</b>	<b>76</b>




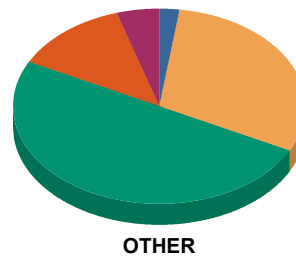
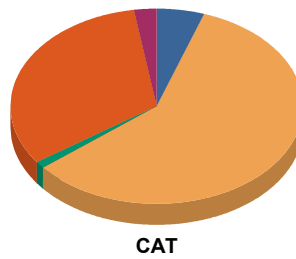
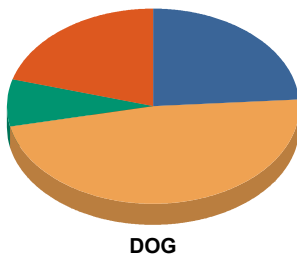
# Animal Services Shelter Stats

Data Between 01/01/2014 and 12/31/2014

## Total Dispositions of Animals

	DOG	CAT	OTHER	Total
<b>Reclaimed</b>	362 23.94%	74 5.40%	2 2.33%	<b>438</b> <b>14.76%</b>
<b>Adopted</b>	721 47.69%	804 58.69%	26 30.23%	<b>1,551</b> <b>52.26%</b>
<b>Transfers</b>	120 7.94%	16 1.17%	43 50.00%	<b>179</b> <b>6.03%</b>
<b>Euthanized</b>	308 20.37%	441 32.19%	11 12.79%	<b>760</b> <b>25.61%</b>
<b>Died</b>	1 0.07%	34 2.48%	4 4.65%	<b>39</b> <b>1.31%</b>
<b>Others</b>	0 0.00%	1 0.07%	0 0.00%	<b>1</b> <b>0.03%</b>
<b>Total</b>	<b>1,512</b> <b>100.00%</b>	<b>1,370</b> <b>100.00%</b>	<b>86</b> <b>100.00%</b>	<b>2,968</b> <b>100.00%</b>

## Animal and Outcome Type





# Animal Services Shelter Stats

Data Between 01/01/2014 and 12/31/2014

## Euthanasia Breakdown

	DOG	CAT	OTHER	Total
<b>Behavioral</b>	182 59.09%	73 16.55%	3 27.27%	<b>258</b> <b>33.95%</b>
<b>Feral</b>	0 0.00%	173 39.23%	0 0.00%	<b>173</b> <b>22.76%</b>
<b>Medical</b>	122 39.61%	181 41.04%	5 45.45%	<b>308</b> <b>40.53%</b>
<b>Time / Space</b>	3 0.97%	10 2.27%	3 27.27%	<b>16</b> <b>2.11%</b>
<b>Test</b>	0 0.00%	1 0.23%	0 0.00%	<b>1</b> <b>0.13%</b>
<b>Others</b>	1 0.32%	3 0.68%	0 0.00%	<b>4</b> <b>0.53%</b>
<b>Total</b>	<b>308.00</b> <b>100%</b>	<b>441.00</b> <b>100%</b>	<b>11.00</b> <b>100%</b>	<b>760.00</b> <b>100%</b>

## Adoptable vs Non-Adoptable

	DOG	CAT	OTHER	Total
<b>Non-Adoptable</b>	<b>47</b>	<b>237</b>	<b>5</b>	<b>289</b>
<b>Adoptable *</b>	<b>1,465</b>	<b>1,133</b>	<b>81</b>	<b>2,679</b>
<b>Total Dispositions</b>				<b>2,968</b>

\* Adoptable excludes Surrender for Euth, Feral cats, Died at Shelter, Confiscates, Bite Quarantines, and Rabies Exposures

## Live Release of Adoptable & Reclaimed Animals

	DOG	CAT	OTHER	Total
<b>Adoptable</b>				
<b>Reclaimed</b>	362	74	2	<b>438</b>
<b>Adopted</b>	721	804	26	<b>1,551</b>
<b>Transfers</b>	120	16	43	<b>179</b>
<b>Total Live Release</b>	<b>1,203</b>	<b>894</b>	<b>71</b>	<b>2,168</b>

**\*\* Unadjusted Live Release Rate: 73.0%**

**\*\*\* Adjusted Live Release Rate: 80.9%**

\*\* Unadjusted Live Release rate is the total number of animals that were adopted, transferred, or returned to their owners out of all animals that left the shelter during a specific time period.

\*\*\* Adjusted Live Release Rate is the total number of animals that were adopted, transferred, or returned to their owners out of all animals that left the shelter and were considered adoptable during a specific time period. See adoptable definition under table above.