



Animal Services Shelter Stats

Data Between 01/01/2013 and 12/31/2013

Shelter Stats

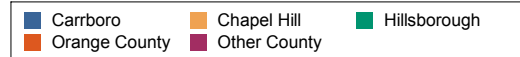
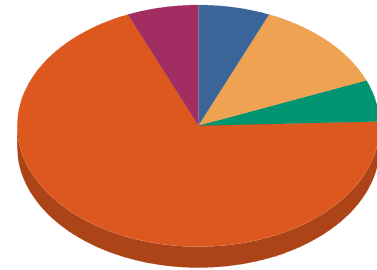
Population

	DOG	CAT	OTHER	Total
Beginning Count	42	54	1	97
Intakes	1,649	1,478	96	3,223
Outcomes	1,617	1,488	96	3,201
Ending Count	74	44	1	119

Intake Breakdown

	Strays	Surrender	Total
Carrboro	158 6.37%	65 8.74%	223 6.92%
Chapel Hill	310 12.51%	114 15.32%	424 13.16%
Hillsborough	135 5.45%	39 5.24%	174 5.40%
Orange County	1,721 69.42%	459 61.69%	2,180 67.64%
Other County	155 6.25%	67 9.01%	222 6.89%
Total	2,479 100%	744 100%	3,223 100%

Animal Intake



Adoption Returns within 30 days

	DOG	CAT	Total
Total	68	24	92

Status of Animals Returned between 01/01/2013 and 12/31/2013

	DOG	CAT	Total
Adoption	48	20	68
Euthanasia	16	2	18
Return to Owner	0	1	1
Transfer	4	1	5
Total	68	24	92




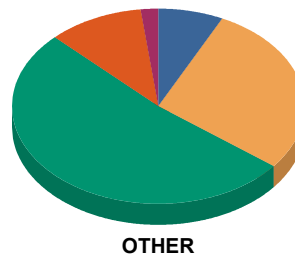
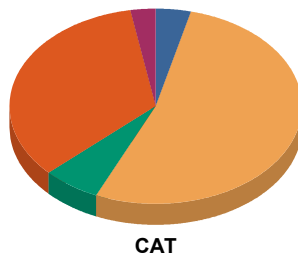
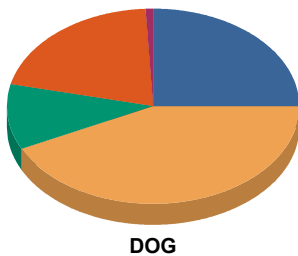
Animal Services Shelter Stats

Data Between 01/01/2013 and 12/31/2013

Total Dispositions of Animals

	DOG	CAT	OTHER	Total
Reclaimed	402 24.86%	56 3.76%	7 7.29%	465 14.53%
Adopted	692 42.80%	788 52.96%	27 28.13%	1,507 47.08%
Transfers	177 10.95%	96 6.45%	50 52.08%	323 10.09%
Euthanized	331 20.47%	505 33.94%	10 10.42%	846 26.43%
Died	14 0.87%	43 2.89%	2 2.08%	59 1.84%
Others	1 0.06%	0 0.00%	0 0.00%	1 0.03%
Total	1,617 100.00%	1,488 100.00%	96 100.00%	3,201 100.00%

Animal and Outcome Type





Animal Services Shelter Stats

Data Between 01/01/2013 and 12/31/2013

Euthanasia Breakdown

	DOG	CAT	OTHER	Total
Behavioral	203 61.33%	135 26.73%	0 0.00%	338 39.95%
Feral	0 0.00%	137 27.13%	0 0.00%	137 16.19%
Medical	111 33.53%	200 39.60%	4 40.00%	315 37.23%
Time / Space	16 4.83%	30 5.94%	6 60.00%	52 6.15%
Test	0 0.00%	1 0.20%	0 0.00%	1 0.12%
Others	1 0.30%	2 0.40%	0 0.00%	3 0.35%
Total	331.00 100%	505.00 100%	10.00 100%	846.00 100%

Adoptable vs Non-Adoptable

	DOG	CAT	OTHER	Total
Non-Adoptable	51	213	5	269
Adoptable *	1,566	1,275	91	2,932
Total Dispositions				3,201

* Adoptable excludes Surrender for Euth, Feral cats, Died at Shelter, Confiscates, Bite Quarantines, and Rabies Exposures

Live Release of Adoptable & Reclaimed Animals

	DOG	CAT	OTHER	Total
Adoptable				
Reclaimed	402	56	7	465
Adopted	692	788	27	1,507
Transfers	177	96	50	323
Total Live Release	1,271	940	84	2,295

**** Unadjusted Live Release Rate: 71.7%**

***** Adjusted Live Release Rate: 78.3%**

** Unadjusted Live Release rate is the total number of animals that were adopted, transferred, or returned to their owners out of all animals that left the shelter during a specific time period.

*** Adjusted Live Release Rate is the total number of animals that were adopted, transferred, or returned to their owners out of all animals that left the shelter and were considered adoptable during a specific time period. See adoptable definition under table above.