



Animal Services Shelter Stats

Data Between 01/01/2015 and 12/31/2015

Shelter Stats

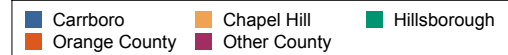
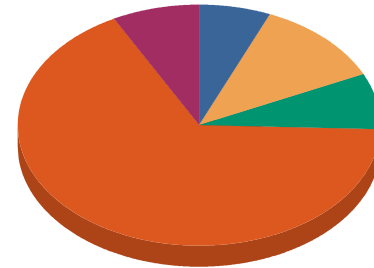
Population

	DOG	CAT	OTHER	Total
Beginning Count	51	36	1	88
Intakes	1,358	1,453	157	2,968
Outcomes	1,375	1,443	154	2,972
Ending Count	34	46	4	84

Intake Breakdown

	Strays	Surrender	Total
Carrboro	151 6.38%	58 9.65%	209 7.04%
Chapel Hill	276 11.66%	95 15.81%	371 12.50%
Hillsborough	176 7.44%	54 8.99%	230 7.75%
Orange County	1,583 66.88%	311 51.75%	1,894 63.81%
Other County	181 7.65%	83 13.81%	264 8.89%
Total	2,367 100%	601 100%	2,968 100%

Animal Intake



Adoption Returns within 30 days

	DOG	CAT	Total
Total	77	30	107

Status of Animals Returned between 01/01/2015 and 12/31/2015

	DOG	CAT	Total
Adoption	54	25	79
Died	1	0	1
Euthanasia	17	3	20
Return to Owner	2	2	4
Transfer	3	0	3
Total	77	30	107



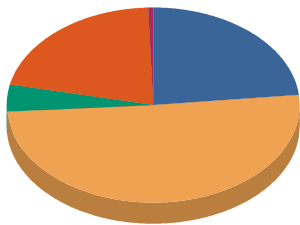
Animal Services Shelter Stats

Data Between 01/01/2015 and 12/31/2015

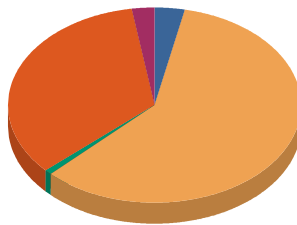
Total Dispositions of Animals

	DOG	CAT	OTHER	Total
Reclaimed	322 23.42%	48 3.33%	8 5.19%	378 12.72%
Adopted	695 50.55%	853 59.11%	48 31.17%	1,596 53.70%
Transfers	60 4.36%	14 0.97%	38 24.68%	112 3.77%
Euthanized	290 21.09%	492 34.10%	60 38.96%	842 28.33%
Died	8 0.58%	36 2.49%	0 0.00%	44 1.48%
Total	1,375 100.00%	1,443 100.00%	154 100.00%	2,972 100.00%

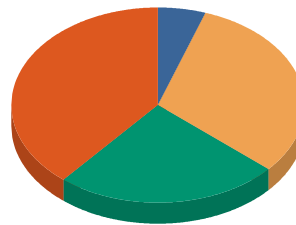
Animal and Outcome Type




DOG



CAT



OTHER





Animal Services Shelter Stats

Data Between 01/01/2015 and 12/31/2015

Euthanasia Breakdown

		DOG	CAT	OTHER	Total
	Behavioral	179 61.72%	94 19.11%	0 0.00%	273 32.42%
	Feral	0 0.00%	187 38.01%	0 0.00%	187 22.21%
	Medical	98 33.79%	207 42.07%	57 95.00%	362 42.99%
	Time / Space	6 2.07%	0 0.00%	3 5.00%	9 1.07%
	Test	1 0.34%	2 0.41%	0 0.00%	3 0.36%
	Others	6 2.07%	2 0.41%	0 0.00%	8 0.95%
	Total	290.00 100%	492.00 100%	60.00 100%	842.00 100%

Adoptable vs Non-Adoptable

	DOG	CAT	OTHER	Total
Non-Adoptable	66	254	53	373
Adoptable *	1,309	1,189	101	2,599
Total Dispositions				2,972

* Adoptable excludes Surrender for Euth, Feral cats, Died at Shelter, Confiscates, Bite Quarantines, and Rabies Exposures

Live Release of Adoptable & Reclaimed Animals

		DOG	CAT	OTHER	Total
Adoptable	Reclaimed	322	48	8	378
	Adopted	695	853	48	1,596
	Transfers	60	14	38	112
Total Live Release		1,077	915	94	2,086

**** Unadjusted Live Release Rate: 70.2%**

***** Adjusted Live Release Rate: 80.3%**

** Unadjusted Live Release rate is the total number of animals that were adopted, transferred, or returned to their owners out of all animals that left the shelter during a specific time period.

*** Adjusted Live Release Rate is the total number of animals that were adopted, transferred, or returned to their owners out of all animals that left the shelter and were considered adoptable during a specific time period. See adoptable definition under table above.