



Animal Services Shelter Stats

Data Between 08/01/2019 and 08/31/2019

Shelter Stats


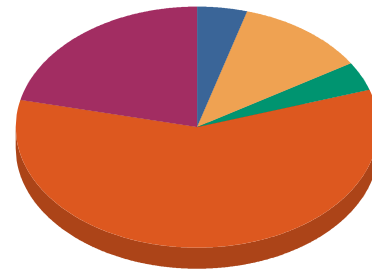
Population

	DOG	CAT	OTHER	Total
Beginning Count	51	224	9	284
Intakes	123	181	12	316
Outcomes	108	221	16	345
Ending Count	66	184	5	255

Intake Breakdown

	Strays	Surrender	Total
Carrboro	11 4.51%	12 16.67%	23 7.28%
Chapel Hill	28 11.48%	19 26.39%	47 14.87%
Hillsborough	10 4.10%	5 6.94%	15 4.75%
Orange County	143 58.61%	32 44.44%	175 55.38%
Other County	52 21.31%	4 5.56%	56 17.72%
Total	244 100%	72 100%	316 100%

Animal Intake



Adoption Returns within 30 days

	DOG	CAT	Total
Total	2	5	7

Status of Animals Returned between 08/01/2019 and 08/31/2019

	DOG	CAT	Total
Adoption	0	3	3
At Shelter	1	1	2
Died	0	1	1
Euthanasia	1	0	1
Total	2	5	7




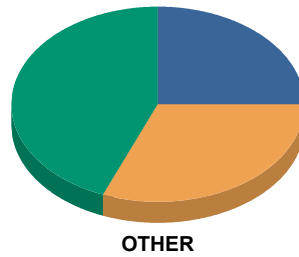
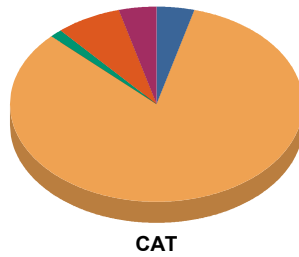
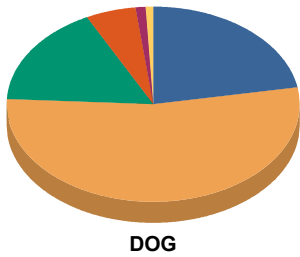
Animal Services Shelter Stats

Data Between 08/01/2019 and 08/31/2019

Total Dispositions of Animals

	DOG	CAT	OTHER	Total
Reclaimed	24 22.22%	9 4.07%	4 25.00%	37 10.72%
Adopted	58 53.70%	184 83.26%	5 31.25%	247 71.59%
Transfers	18 16.67%	3 1.36%	7 43.75%	28 8.12%
Euthanized	6 5.56%	16 7.24%	0 0.00%	22 6.38%
Died	1 0.93%	9 4.07%	0 0.00%	10 2.90%
Others	1 0.93%	0 0.00%	0 0.00%	1 0.29%
Total	108 100.00%	221 100.00%	16 100.00%	345 100.00%

Animal and Outcome Type





Animal Services Shelter Stats

Data Between 08/01/2019 and 08/31/2019

Euthanasia Breakdown

		DOG	CAT	Total
	Behavioral	2 33.33%	2 12.50%	4 18.18%
	Feral	0 0.00%	7 43.75%	7 31.82%
	Medical	3 50.00%	6 37.50%	9 40.91%
	Owner Request	1 16.67%	0 0.00%	1 4.55%
	Others	0 0.00%	1 6.25%	1 4.55%
	Total	6.00 100%	16.00 100%	22.00 100%

Adoptable vs Non-Adoptable

	DOG	CAT	OTHER	Total
Non-Adoptable	4	16	0	20
Adoptable *	104	205	16	325
Total Dispositions				345

* Adoptable excludes Surrender for Euth, Feral cats, Died at Shelter, Confiscates, Bite Quarantines, and Rabies Exposures

Live Release of Adoptable & Reclaimed Animals

		DOG	CAT	OTHER	Total
Adoptable	Reclaimed	24	9	4	37
	Adopted	58	184	5	247
	Transfers	18	3	7	28
Total Live Release		100	196	16	312

**** Unadjusted Live Release Rate: 90.4%**

***** Adjusted Live Release Rate: 96.0%**

** Unadjusted Live Release rate is the total number of animals that were adopted, transferred, or returned to their owners out of all animals that left the shelter during a specific time period.

*** Adjusted Live Release Rate is the total number of animals that were adopted, transferred, or returned to their owners out of all animals that left the shelter and were considered adoptable during a specific time period. See adoptable definition under table above.