



Animal Services Shelter Stats

Data Between 09/01/2019 and 09/30/2019

Shelter Stats

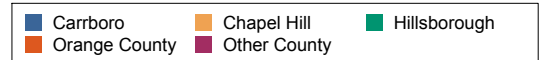
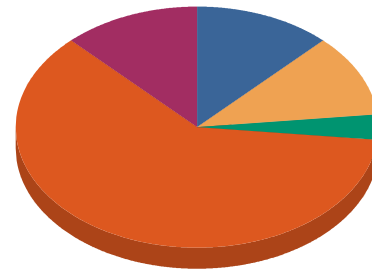
Population

	DOG	CAT	OTHER	Total
Beginning Count	65	183	5	253
Intakes	88	112	26	226
Outcomes	92	126	25	243
Ending Count	61	169	6	236

Intake Breakdown

	Strays	Surrender	Total
Carrboro	21 12.21%	3 5.56%	24 10.62%
Chapel Hill	19 11.05%	5 9.26%	24 10.62%
Hillsborough	6 3.49%	3 5.56%	9 3.98%
Orange County	105 61.05%	41 75.93%	146 64.60%
Other County	21 12.21%	2 3.70%	23 10.18%
Total	172 100%	54 100%	226 100%

Animal Intake



Adoption Returns within 30 days

	DOG	CAT	Total
Total	6	3	9

Status of Animals Returned between 09/01/2019 and 09/30/2019

	DOG	CAT	Total
Adoption	5	0	5
At Shelter	0	3	3
Transfer	1	0	1
Total	6	3	9



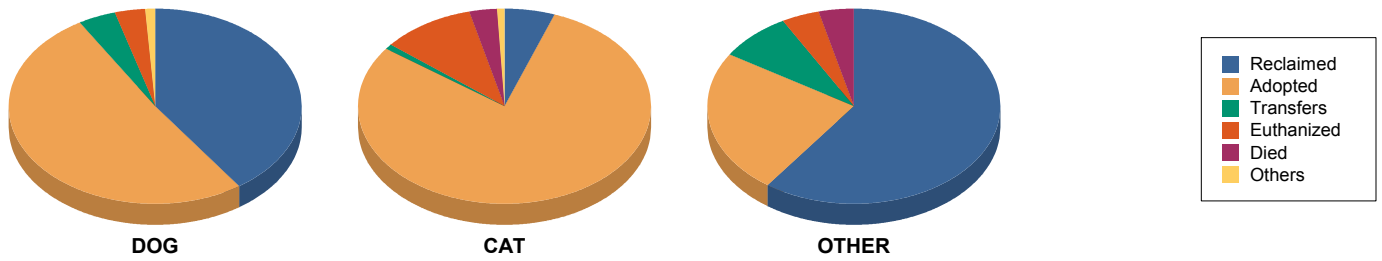
Animal Services Shelter Stats

Data Between 09/01/2019 and 09/30/2019

Total Dispositions of Animals

	DOG	CAT	OTHER	Total
Reclaimed	37 40.22%	7 5.56%	15 60.00%	59 24.28%
Adopted	47 51.09%	100 79.37%	6 24.00%	153 62.96%
Transfers	4 4.35%	1 0.79%	2 8.00%	7 2.88%
Euthanized	3 3.26%	13 10.32%	1 4.00%	17 7.00%
Died	0 0.00%	4 3.17%	1 4.00%	5 2.06%
Others	1 1.09%	1 0.79%	0 0.00%	2 0.82%
Total	92 100.00%	126 100.00%	25 100.00%	243 100.00%

Animal and Outcome Type





Animal Services Shelter Stats

Data Between 09/01/2019 and 09/30/2019

Euthanasia Breakdown

		DOG	CAT	OTHER	Total
	Behavioral	1 33.33%	3 23.08%	0 0.00%	4 23.53%
	Feral	0 0.00%	5 38.46%	0 0.00%	5 29.41%
	Medical	2 66.67%	3 23.08%	1 100.00%	6 35.29%
	Test	0 0.00%	2 15.38%	0 0.00%	2 11.76%
	Total	3.00 100%	13.00 100%	1.00 100%	17.00 100%

Adoptable vs Non-Adoptable

	DOG	CAT	OTHER	Total
Non-Adoptable	1	11	1	13
Adoptable *	91	115	24	230
Total Dispositions				243

* Adoptable excludes Surrender for Euth, Feral cats, Died at Shelter, Confiscates, Bite Quarantines, and Rabies Exposures

Live Release of Adoptable & Reclaimed Animals

		DOG	CAT	OTHER	Total
Adoptable	Reclaimed	37	7	15	59
	Adopted	47	100	6	153
	Transfers	4	1	2	7
Total Live Release		88	108	23	219

**** Unadjusted Live Release Rate: 90.1%**

***** Adjusted Live Release Rate: 95.2%**

** Unadjusted Live Release rate is the total number of animals that were adopted, transferred, or returned to their owners out of all animals that left the shelter during a specific time period.

*** Adjusted Live Release Rate is the total number of animals that were adopted, transferred, or returned to their owners out of all animals that left the shelter and were considered adoptable during a specific time period. See adoptable definition under table above.