



Animal Services Shelter Stats

Data Between 04/01/2020 and 04/30/2020

Shelter Stats

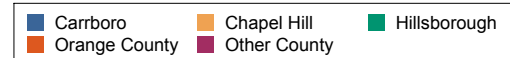
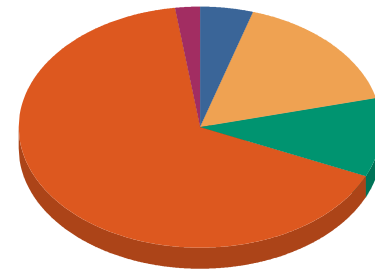
Population

	DOG	CAT	OTHER	Total
Beginning Count	39	29	14	82
Intakes	62	38	12	112
Outcomes	86	28	16	130
Ending Count	15	39	10	64

Intake Breakdown

	Strays	Surrender	Total
Carrboro	4 4.71%	2 7.41%	6 5.36%
Chapel Hill	14 16.47%	4 14.81%	18 16.07%
Hillsborough	9 10.59%	2 7.41%	11 9.82%
Orange County	56 65.88%	17 62.96%	73 65.18%
Other County	2 2.35%	2 7.41%	4 3.57%
Total	85 100%	27 100%	112 100%

Animal Intake



Adoption Returns within 30 days

	DOG	Total
Total	5	5

Status of Animals Returned between 04/01/2020 and 04/30/2020

	DOG	Total
Adoption	3	3
At Shelter	2	2
Total	5	5




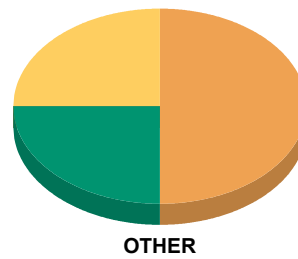
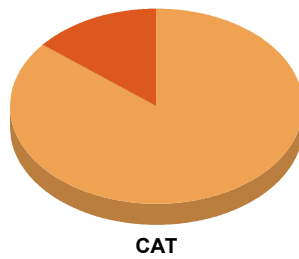
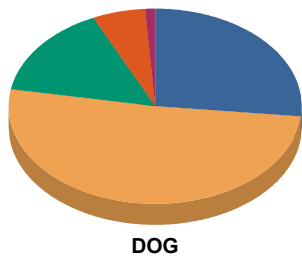
Animal Services Shelter Stats

Data Between 04/01/2020 and 04/30/2020

Total Dispositions of Animals

	DOG	CAT	OTHER	Total
Reclaimed	23 26.74%	0 0.00%	0 0.00%	23 17.69%
Adopted	44 51.16%	24 85.71%	8 50.00%	76 58.46%
Transfers	13 15.12%	0 0.00%	4 25.00%	17 13.08%
Euthanized	5 5.81%	4 14.29%	0 0.00%	9 6.92%
Died	1 1.16%	0 0.00%	0 0.00%	1 0.77%
Others	0 0.00%	0 0.00%	4 25.00%	4 3.08%
Total	86 100.00%	28 100.00%	16 100.00%	130 100.00%

Animal and Outcome Type





Animal Services Shelter Stats

Data Between 04/01/2020 and 04/30/2020

Euthanasia Breakdown

		DOG	CAT	Total
	Behavioral	2 40.00%	0 0.00%	2 22.22%
	Feral	0 0.00%	2 50.00%	2 22.22%
	Medical	2 40.00%	2 50.00%	4 44.44%
	Others	1 20.00%	0 0.00%	1 11.11%
	Total	5.00 100%	4.00 100%	9.00 100%

Adoptable vs Non-Adoptable

	DOG	CAT	OTHER	Total
Non-Adoptable	5	2	0	7
Adoptable *	81	26	16	123
Total Dispositions				130

* Adoptable excludes Surrender for Euth, Feral cats, Died at Shelter, Confiscates, Bite Quarantines, and Rabies Exposures

Live Release of Adoptable & Reclaimed Animals

		DOG	CAT	OTHER	Total
Adoptable	Reclaimed	23	0	0	23
	Adopted	44	24	8	76
	Transfers	13	0	4	17
Total Live Release		80	24	12	116

**** Unadjusted Live Release Rate: 89.2%**

***** Adjusted Live Release Rate: 94.3%**

** Unadjusted Live Release rate is the total number of animals that were adopted, transferred, or returned to their owners out of all animals that left the shelter during a specific time period.

*** Adjusted Live Release Rate is the total number of animals that were adopted, transferred, or returned to their owners out of all animals that left the shelter and were considered adoptable during a specific time period. See adoptable definition under table above.