



Animal Services Shelter Stats

Data Between 05/01/2020 and 05/31/2020

Shelter Stats

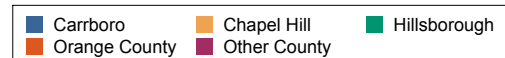
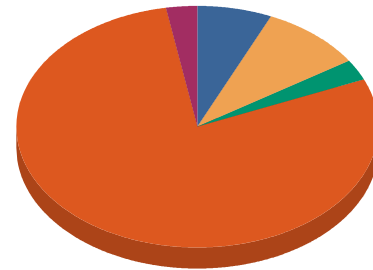
Population

	DOG	CAT	OTHER	Total
Beginning Count	14	37	10	61
Intakes	47	89	3	139
Outcomes	37	50	12	99
Ending Count	24	76	1	101

Intake Breakdown

	Strays	Surrender	Total
Carrboro	7 6.54%	1 3.13%	8 5.76%
Chapel Hill	10 9.35%	14 43.75%	24 17.27%
Hillsborough	3 2.80%	6 18.75%	9 6.47%
Orange County	84 78.50%	10 31.25%	94 67.63%
Other County	3 2.80%	1 3.13%	4 2.88%
Total	107 100%	32 100%	139 100%

Animal Intake



Adoption Returns within 30 days

	DOG	Total
Total	4	4

Status of Animals Returned between 05/01/2020 and 05/31/2020

	DOG	Total
Adoption	4	4
Total	4	4




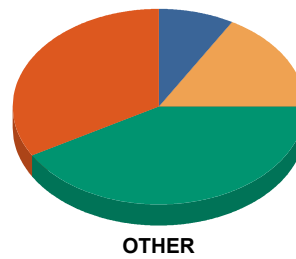
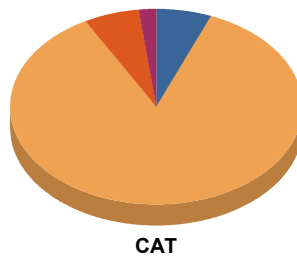
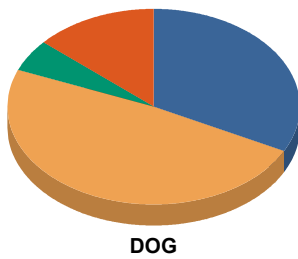
Animal Services Shelter Stats

Data Between 05/01/2020 and 05/31/2020

Total Dispositions of Animals

	DOG	CAT	OTHER	Total
Reclaimed	12 32.43%	3 6.12%	1 8.33%	16 16.33%
Adopted	18 48.65%	42 85.71%	2 16.67%	62 63.27%
Transfers	2 5.41%	0 0.00%	5 41.67%	7 7.14%
Euthanized	5 13.51%	3 6.12%	4 33.33%	12 12.24%
Died	0 0.00%	1 2.04%	0 0.00%	1 1.02%
Total	37 100.00%	49 100.00%	12 100.00%	98 100.00%

Animal and Outcome Type





Animal Services Shelter Stats

Data Between 05/01/2020 and 05/31/2020

Euthanasia Breakdown

		DOG	CAT	OTHER	Total
	Behavioral	2 40.00%	0 0.00%	0 0.00%	2 16.67%
	Medical	1 20.00%	3 100.00%	4 100.00%	8 66.67%
	Owner Request	2 40.00%	0 0.00%	0 0.00%	2 16.67%
	Total	5.00 100%	3.00 100%	4.00 100%	12.00 100%

Adoptable vs Non-Adoptable	DOG	CAT	OTHER	Total
Non-Adoptable	2	1	0	3
Adoptable *	35	48	12	95
Total Dispositions				98

* Adoptable excludes Surrender for Euth, Feral cats, Died at Shelter, Confiscates, Bite Quarantines, and Rabies Exposures

Live Release of Adoptable & Reclaimed Animals

		DOG	CAT	OTHER	Total
Adoptable	Reclaimed	12	3	1	16
	Adopted	18	42	2	62
	Transfers	2	0	5	7
Total Live Release		32	45	8	85

**** Unadjusted Live Release Rate: 86.7%**

***** Adjusted Live Release Rate: 89.5%**

** Unadjusted Live Release rate is the total number of animals that were adopted, transferred, or returned to their owners out of all animals that left the shelter during a specific time period.

*** Adjusted Live Release Rate is the total number of animals that were adopted, transferred, or returned to their owners out of all animals that left the shelter and were considered adoptable during a specific time period. See adoptable definition under table above.