



Animal Services Shelter Stats

Data Between 06/01/2020 and 06/30/2020

Shelter Stats

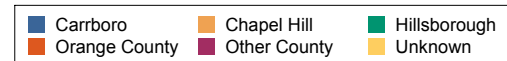
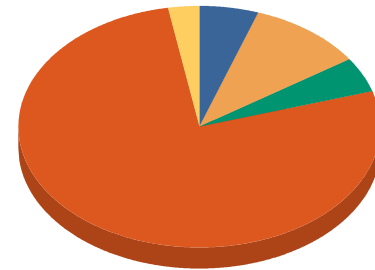
Population

	DOG	CAT	OTHER	Total
Beginning Count	24	76	1	101
Intakes	92	148	9	249
Outcomes	72	65	1	138
Ending Count	44	159	9	212

Intake Breakdown

	Strays	Surrender	Total
Carrboro	10 5.32%	9 14.75%	19 7.63%
Chapel Hill	19 10.11%	10 16.39%	29 11.65%
Hillsborough	9 4.79%	10 16.39%	19 7.63%
Orange County	145 77.13%	22 36.07%	167 67.07%
Other County	0 0.00%	10 16.39%	10 4.02%
Unknown	5 2.66%	0 0.00%	5 2.01%
Total	188 100%	61 100%	249 100%

Animal Intake



Adoption Returns within 30 days

	DOG	Total
Total	4	4

Status of Animals Returned between 06/01/2020 and 06/30/2020

	DOG	Total
Adoption	2	2
At Shelter	1	1
Return to Owner	1	1
Total	4	4




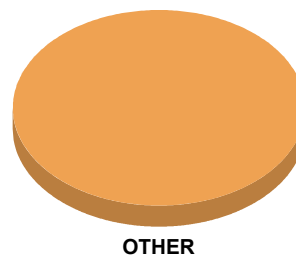
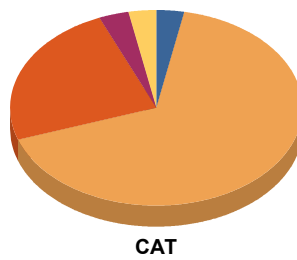
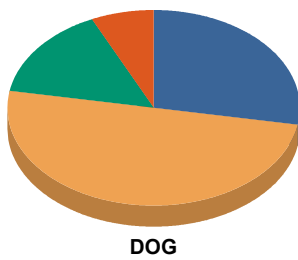
Animal Services Shelter Stats

Data Between 06/01/2020 and 06/30/2020

Total Dispositions of Animals

	DOG	CAT	OTHER	Total
Reclaimed	20 27.78%	2 3.17%	0 0.00%	22 16.18%
Adopted	36 50.00%	42 66.67%	1 100.00%	79 58.09%
Transfers	11 15.28%	0 0.00%	0 0.00%	11 8.09%
Euthanized	5 6.94%	15 23.81%	0 0.00%	20 14.71%
Died	0 0.00%	2 3.17%	0 0.00%	2 1.47%
Others	0 0.00%	2 3.17%	0 0.00%	2 1.47%
Total	72 100.00%	63 100.00%	1 100.00%	136 100.00%

Animal and Outcome Type





Animal Services Shelter Stats

Data Between 06/01/2020 and 06/30/2020

Euthanasia Breakdown

		DOG	CAT	Total
	Behavioral	3 60.00%	0 0.00%	3 15.00%
	Feral	0 0.00%	5 33.33%	5 25.00%
	Medical	0 0.00%	7 46.67%	7 35.00%
	Owner Request	1 20.00%	0 0.00%	1 5.00%
	Others	1 20.00%	3 20.00%	4 20.00%
	Total	5.00 100%	15.00 100%	20.00 100%

Adoptable vs Non-Adoptable

	DOG	CAT	OTHER	Total
Non-Adoptable	1	9	0	10
Adoptable *	71	54	1	126
Total Dispositions				136

* Adoptable excludes Surrender for Euth, Feral cats, Died at Shelter, Confiscates, Bite Quarantines, and Rabies Exposures

Live Release of Adoptable & Reclaimed Animals

		DOG	CAT	OTHER	Total
Adoptable	Reclaimed	20	2	0	22
	Adopted	36	42	1	79
	Transfers	11	0	0	11
Total Live Release		67	44	1	112

**** Unadjusted Live Release Rate: 82.4%**

***** Adjusted Live Release Rate: 88.9%**

** Unadjusted Live Release rate is the total number of animals that were adopted, transferred, or returned to their owners out of all animals that left the shelter during a specific time period.

*** Adjusted Live Release Rate is the total number of animals that were adopted, transferred, or returned to their owners out of all animals that left the shelter and were considered adoptable during a specific time period. See adoptable definition under table above.