



Animal Services Shelter Stats

Data Between 10/01/2020 and 10/31/2020

Shelter Stats

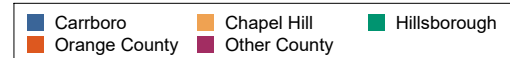
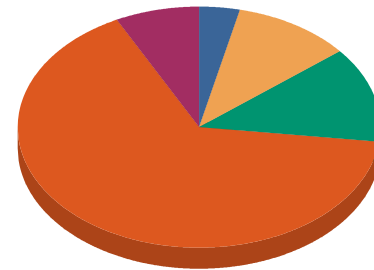
Population

	DOG	CAT	OTHER	Total
Beginning Count	51	161	5	217
Intakes	54	110	3	167
Outcomes	72	81	6	159
Ending Count	33	189	2	224

Intake Breakdown

	Strays	Surrender	Total
Carrboro	5 3.73%	3 9.09%	8 4.79%
Chapel Hill	14 10.45%	3 9.09%	17 10.18%
Hillsborough	17 12.69%	1 3.03%	18 10.78%
Orange County	88 65.67%	26 78.79%	114 68.26%
Other County	10 7.46%	0 0.00%	10 5.99%
Total	134 100%	33 100%	167 100%

Animal Intake



Adoption Returns within 30 days

	DOG	CAT	Total
Total	2	2	4

Status of Animals Returned between 10/01/2020 and 10/31/2020

	DOG	CAT	Total
Adoption	2	2	4
Total	2	2	4



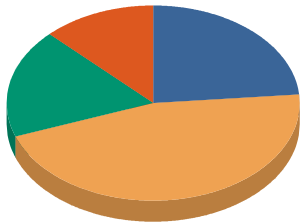
Animal Services Shelter Stats

Data Between 10/01/2020 and 10/31/2020

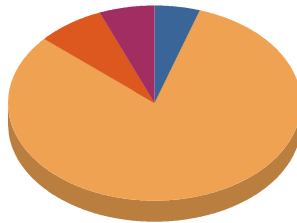
Total Dispositions of Animals

	DOG	CAT	OTHER	Total
Reclaimed	17 23.61%	4 4.94%	1 16.67%	22 13.84%
Adopted	33 45.83%	66 81.48%	4 66.67%	103 64.78%
Transfers	13 18.06%	0 0.00%	1 16.67%	14 8.81%
Euthanized	9 12.50%	6 7.41%	0 0.00%	15 9.43%
Died	0 0.00%	5 6.17%	0 0.00%	5 3.14%
Total	72 100.00%	81 100.00%	6 100.00%	159 100.00%

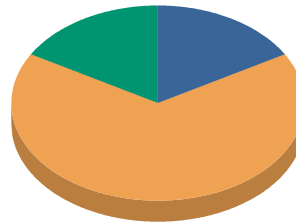
Animal and Outcome Type



DOG



CAT



OTHER





Animal Services Shelter Stats

Data Between 10/01/2020 and 10/31/2020

Euthanasia Breakdown

		DOG	CAT	Total
	Behavioral	7 77.78%	0 0.00%	7 46.67%
	Feral	0 0.00%	3 50.00%	3 20.00%
	Medical	2 22.22%	3 50.00%	5 33.33%
	Total	9.00 100%	6.00 100%	15.00 100%

Adoptable vs Non-Adoptable

	DOG	CAT	OTHER	Total
Non-Adoptable	2	8	0	10
Adoptable *	70	73	6	149
Total Dispositions				159

* Adoptable excludes Surrender for Euth, Feral cats, Died at Shelter, Confiscates, Bite Quarantines, and Rabies Exposures

Live Release of Adoptable & Reclaimed Animals

		DOG	CAT	OTHER	Total
Adoptable	Reclaimed	17	4	1	22
	Adopted	33	66	4	103
	Transfers	13	0	1	14
Total Live Release		63	70	6	139

**** Unadjusted Live Release Rate: 87.4%**

***** Adjusted Live Release Rate: 93.3%**

** Unadjusted Live Release rate is the total number of animals that were adopted, transferred, or returned to their owners out of all animals that left the shelter during a specific time period.

*** Adjusted Live Release Rate is the total number of animals that were adopted, transferred, or returned to their owners out of all animals that left the shelter and were considered adoptable during a specific time period. See adoptable definition under table above.