



Animal Services Shelter Stats

Data Between 11/01/2020 and 11/30/2020

Shelter Stats


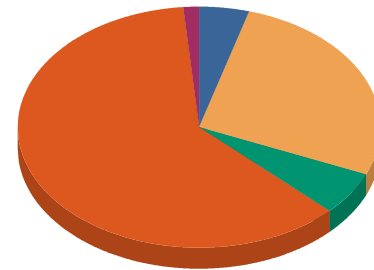
Population

	DOG	CAT	OTHER	Total
Beginning Count	32	188	2	222
Intakes	57	114	15	186
Outcomes	50	124	13	187
Ending Count	39	178	4	221

Intake Breakdown

	Strays	Surrender	Total
Carrboro	6 4.48%	5 9.62%	11 5.91%
Chapel Hill	36 26.87%	8 15.38%	44 23.66%
Hillsborough	8 5.97%	1 1.92%	9 4.84%
Orange County	82 61.19%	35 67.31%	117 62.90%
Other County	2 1.49%	3 5.77%	5 2.69%
Total	134 100%	52 100%	186 100%

Animal Intake



Adoption Returns within 30 days

	DOG	CAT	Total
Total	2	2	4

Status of Animals Returned between 11/01/2020 and 11/30/2020

	DOG	CAT	Total
Adoption	2	2	4
Total	2	2	4



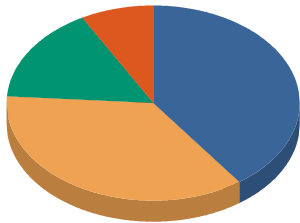
Animal Services Shelter Stats

Data Between 11/01/2020 and 11/30/2020

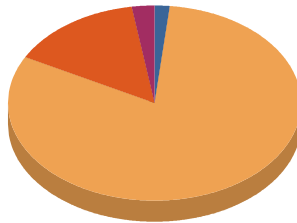
Total Dispositions of Animals

	DOG	CAT	OTHER	Total
Reclaimed	20 40.00%	2 1.64%	0 0.00%	22 11.89%
Adopted	18 36.00%	99 81.15%	2 15.38%	119 64.32%
Transfers	8 16.00%	0 0.00%	8 61.54%	16 8.65%
Euthanized	4 8.00%	18 14.75%	3 23.08%	25 13.51%
Died	0 0.00%	3 2.46%	0 0.00%	3 1.62%
Total	50 100.00%	122 100.00%	13 100.00%	185 100.00%

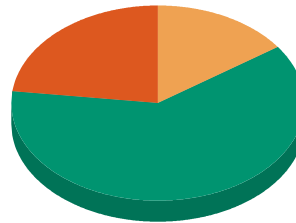
Animal and Outcome Type



DOG



CAT



OTHER





Animal Services Shelter Stats

Data Between 11/01/2020 and 11/30/2020

Euthanasia Breakdown

		DOG	CAT	OTHER	Total
	Behavioral	2 50.00%	2 11.11%	0 0.00%	4 16.00%
	Feral	0 0.00%	12 66.67%	0 0.00%	12 48.00%
	Medical	0 0.00%	3 16.67%	3 100.00%	6 24.00%
	Owner Request	1 25.00%	0 0.00%	0 0.00%	1 4.00%
	Others	1 25.00%	1 5.56%	0 0.00%	2 8.00%
	Total	4.00 100%	18.00 100%	3.00 100%	25.00 100%

Adoptable vs Non-Adoptable

	DOG	CAT	OTHER	Total
Non-Adoptable	2	16	0	18
Adoptable *	48	106	13	167
Total Dispositions				185

* Adoptable excludes Surrender for Euth, Feral cats, Died at Shelter, Confiscates, Bite Quarantines, and Rabies Exposures

Live Release of Adoptable & Reclaimed Animals

		DOG	CAT	OTHER	Total
Adoptable	Reclaimed	20	2	0	22
	Adopted	18	99	2	119
	Transfers	8	0	8	16
Total Live Release		46	101	10	157

**** Unadjusted Live Release Rate: 84.9%**

***** Adjusted Live Release Rate: 94.0%**

** Unadjusted Live Release rate is the total number of animals that were adopted, transferred, or returned to their owners out of all animals that left the shelter during a specific time period.

*** Adjusted Live Release Rate is the total number of animals that were adopted, transferred, or returned to their owners out of all animals that left the shelter and were considered adoptable during a specific time period. See adoptable definition under table above.