



# Animal Services Shelter Stats

Data Between 01/01/2020 and 12/31/2020

## Shelter Stats


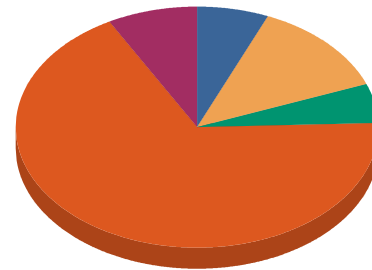
### Population

	DOG	CAT	OTHER	Total
<b>Beginning Count</b>	126	85	3	<b>214</b>
<b>Intakes</b>	870	1,094	127	<b>2,091</b>
<b>Outcomes</b>	960	1,087	120	<b>2,167</b>
<b>Ending Count</b>	36	92	10	<b>138</b>

### Intake Breakdown

	Strays	Surrender	Total
<b>Carrboro</b>	101 6.30%	43 8.79%	<b>144</b> <b>6.89%</b>
<b>Chapel Hill</b>	206 12.86%	116 23.72%	<b>322</b> <b>15.40%</b>
<b>Hillsborough</b>	85 5.31%	40 8.18%	<b>125</b> <b>5.98%</b>
<b>Orange County</b>	1,081 67.48%	265 54.19%	<b>1,346</b> <b>64.37%</b>
<b>Other County</b>	129 8.05%	25 5.11%	<b>154</b> <b>7.36%</b>
<b>Total</b>	<b>1,602</b> <b>100%</b>	<b>489</b> <b>100%</b>	<b>2,091</b> <b>100%</b>

### Animal Intake



### Adoption Returns within 30 days

	DOG	CAT	Total
<b>Total</b>	54	28	<b>82</b>

### Status of Animals Returned between 01/01/2020 and 12/31/2020

	DOG	CAT	Total
<b>Adoption</b>	46	26	<b>72</b>
<b>At Shelter</b>	0	1	<b>1</b>
<b>Died</b>	1	0	<b>1</b>
<b>Euthanasia</b>	3	1	<b>4</b>
<b>Return to Owner</b>	2	0	<b>2</b>
<b>Transfer</b>	2	0	<b>2</b>
<b>Total</b>	<b>54</b>	<b>28</b>	<b>82</b>




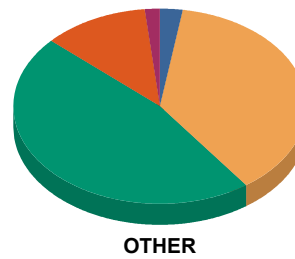
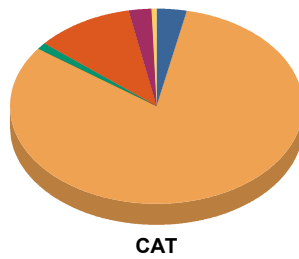
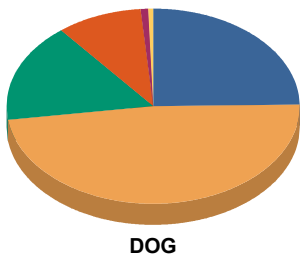
# Animal Services Shelter Stats

Data Between 01/01/2020 and 12/31/2020

## Total Dispositions of Animals

	<b>DOG</b>	<b>CAT</b>	<b>OTHER</b>	<b>Total</b>
<b>Reclaimed</b>	236 24.61%	36 3.33%	3 2.50%	<b>275</b> <b>12.73%</b>
<b>Adopted</b>	461 48.07%	883 81.68%	45 37.50%	<b>1,389</b> <b>64.31%</b>
<b>Transfers</b>	159 16.58%	11 1.02%	56 46.67%	<b>226</b> <b>10.46%</b>
<b>Euthanized</b>	90 9.38%	117 10.82%	14 11.67%	<b>221</b> <b>10.23%</b>
<b>Died</b>	8 0.83%	29 2.68%	2 1.67%	<b>39</b> <b>1.81%</b>
<b>Others</b>	5 0.52%	5 0.46%	0 0.00%	<b>10</b> <b>0.46%</b>
<b>Total</b>	<b>959</b> <b>100.00%</b>	<b>1,081</b> <b>100.00%</b>	<b>120</b> <b>100.00%</b>	<b>2,160</b> <b>100.00%</b>

## Animal and Outcome Type





# Animal Services Shelter Stats

Data Between 01/01/2020 and 12/31/2020

## Euthanasia Breakdown

		DOG	CAT	OTHER	Total
	<b>Behavioral</b>	48 53.33%	12 10.26%	0 0.00%	<b>60</b> <b>27.15%</b>
	<b>Feral</b>	0 0.00%	36 30.77%	0 0.00%	<b>36</b> <b>16.29%</b>
	<b>Medical</b>	24 26.67%	56 47.86%	12 85.71%	<b>92</b> <b>41.63%</b>
	<b>Owner Request</b>	8 8.89%	3 2.56%	0 0.00%	<b>11</b> <b>4.98%</b>
	<b>Test</b>	5 5.56%	1 0.85%	0 0.00%	<b>6</b> <b>2.71%</b>
	<b>Others</b>	5 5.56%	9 7.69%	2 14.29%	<b>16</b> <b>7.24%</b>
	<b>Total</b>	<b>90.00</b> <b>100%</b>	<b>117.00</b> <b>100%</b>	<b>14.00</b> <b>100%</b>	<b>221.00</b> <b>100%</b>

## Adoptable vs Non-Adoptable

	DOG	CAT	OTHER	Total
<b>Non-Adoptable</b>	<b>46</b>	<b>74</b>	<b>2</b>	<b>122</b>
<b>Adoptable *</b>	<b>913</b>	<b>1,007</b>	<b>118</b>	<b>2,038</b>
<b>Total Dispositions</b>				<b>2,160</b>

\* Adoptable excludes Surrender for Euth, Feral cats, Died at Shelter, Confiscates, Bite Quarantines, and Rabies Exposures

## Live Release of Adoptable & Reclaimed Animals

		DOG	CAT	OTHER	Total
<b>Adoptable</b>	<b>Reclaimed</b>	236	36	3	<b>275</b>
	<b>Adopted</b>	461	883	45	<b>1,389</b>
	<b>Transfers</b>	159	11	56	<b>226</b>
<b>Total Live Release</b>		<b>856</b>	<b>930</b>	<b>104</b>	<b>1,890</b>

**\*\* Unadjusted Live Release Rate: 87.5%**

**\*\*\* Adjusted Live Release Rate: 92.7%**

\*\* Unadjusted Live Release rate is the total number of animals that were adopted, transferred, or returned to their owners out of all animals that left the shelter during a specific time period.

\*\*\* Adjusted Live Release Rate is the total number of animals that were adopted, transferred, or returned to their owners out of all animals that left the shelter and were considered adoptable during a specific time period. See adoptable definition under table above.