



Animal Services Shelter Stats

Data Between 01/01/2021 and 01/31/2021

Shelter Stats

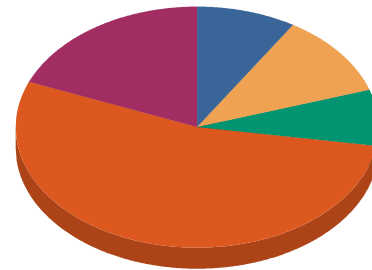
Population

	DOG	CAT	OTHER	Total
Beginning Count	34	92	10	136
Intakes	45	53	25	123
Outcomes	48	71	25	144
Ending Count	31	74	10	115

Intake Breakdown

	Strays	Surrender	Total
Carrboro	7 8.75%	3 6.98%	10 8.13%
Chapel Hill	9 11.25%	8 18.60%	17 13.82%
Hillsborough	6 7.50%	2 4.65%	8 6.50%
Orange County	43 53.75%	29 67.44%	72 58.54%
Other County	15 18.75%	1 2.33%	16 13.01%
Total	80 100%	43 100%	123 100%

Animal Intake



Carrboro	Chapel Hill	Hillsborough
Orange County	Other County	

Adoption Returns within 30 days

	DOG	CAT	Total
Total	7	4	11

Status of Animals Returned between 01/01/2021 and 01/31/2021

	DOG	CAT	Total
Adoption	7	1	8
At Shelter	0	3	3
Total	7	4	11



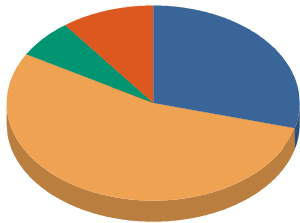
Animal Services Shelter Stats

Data Between 01/01/2021 and 01/31/2021

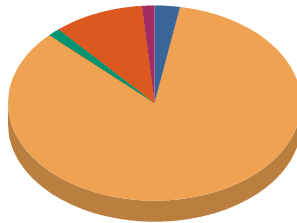
Total Dispositions of Animals

	DOG	CAT	OTHER	Total
Reclaimed	14 29.17%	2 2.82%	0 0.00%	16 11.11%
Adopted	26 54.17%	60 84.51%	9 36.00%	95 65.97%
Transfers	3 6.25%	1 1.41%	16 64.00%	20 13.89%
Euthanized	5 10.42%	7 9.86%	0 0.00%	12 8.33%
Died	0 0.00%	1 1.41%	0 0.00%	1 0.69%
Total	48 100.00%	71 100.00%	25 100.00%	144 100.00%

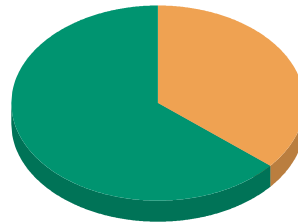
Animal and Outcome Type




DOG



CAT



OTHER





Animal Services Shelter Stats

Data Between 01/01/2021 and 01/31/2021

Euthanasia Breakdown

		DOG	CAT	Total
	Behavioral	3 60.00%	0 0.00%	3 25.00%
	Feral	0 0.00%	3 42.86%	3 25.00%
	Medical	2 40.00%	4 57.14%	6 50.00%
	Total	5.00 100%	7.00 100%	12.00 100%

Adoptable vs Non-Adoptable

	DOG	CAT	OTHER	Total
Non-Adoptable	2	5	0	7
Adoptable *	46	66	25	137
Total Dispositions				144

* Adoptable excludes Surrender for Euth, Feral cats, Died at Shelter, Confiscates, Bite Quarantines, and Rabies Exposures

Live Release of Adoptable & Reclaimed Animals

		DOG	CAT	OTHER	Total
Adoptable	Reclaimed	14	2	0	16
	Adopted	26	60	9	95
	Transfers	3	1	16	20
Total Live Release		43	63	25	131

**** Unadjusted Live Release Rate: 91.0%**

***** Adjusted Live Release Rate: 95.6%**

** Unadjusted Live Release rate is the total number of animals that were adopted, transferred, or returned to their owners out of all animals that left the shelter during a specific time period.

*** Adjusted Live Release Rate is the total number of animals that were adopted, transferred, or returned to their owners out of all animals that left the shelter and were considered adoptable during a specific time period. See adoptable definition under table above.